



# SAFETY SOLUTIONS GUIDE

2022



# THE **COMPLETE** RANGE FOR YOU

- 4 LIGHTBARS
- 14 BEACONS
- 28 MINIBARS
- 36 DIRECTIONALS
- 46 REVERSING SAFETY
- 54 WORKLAMPS
- 68 INTERIOR LIGHTING
- 72 MANDATORY LIGHTING
- 80 MIRRORS

For over 50 years, ECCO Safety Group (ESG) has designed and manufactured some of the world's most effective and innovative visual and audible warning equipment for commercial and public safety vehicles, providing superior protection and enhanced safety both on job sites and out on the road.

ECCO serves thousands of OEM and private label, fleet and aftermarket customers in a range of industries.

ESG has facilities in Americas, Europe, Asia and Australia and a portfolio of the most respected brands in the industry. Our mission is to develop 'Safety Solutions' to help protect your most important asset, people.

# COMMAND ATTENTION

## LIGHTBARS TRUSTED BY PROFESSIONALS

With durability and design that are unmatched in the field, lightbars from ECCO feature a multitude of functions in one single product, making them top of the list across the world.

**12+ SERIES**  
LED Lightbar



12-24V | A: Depends on configuration | 64mm H x 279mm W | 2.5" H x 11" W

Length	Amber Lens	Clear Lens	Centre Illumination	LED Number				Dual Colour LEDs	Safety Director	Worklights	Stop/Tail/Indicator
				10	12	16	20				
610mm / 24"	✓	✓			✓			✓			
760mm / 30"	✓	✓		✓				✓			
910mm / 36"	✓	✓			✓			✓			
1070mm / 42"	✓	✓	✓		✓			✓			
1219mm / 48"	✓	✓	✓		✓	✓		✓	✓	✓	✓
1372mm / 54"	✓	✓	✓		✓	✓		✓	✓	✓	✓
1524mm / 60"	✓	✓	✓			✓		✓	✓	✓	✓
1828mm / 72"	✓	✓	✓			✓		✓	✓	✓	✓
2133mm / 84"	✓	✓	✓			✓	✓	✓	✓	✓	✓

Not all configurations are ICAO and CAP168 compliant. Please contact us for more details.

**12+ Series Accessories**



**Advanced Controller** Part ID EZ1202 | **J-Box** Part ID EZ1207 | **Basic Controller** Part ID EZ0006 | **Extension Leads** Part IDs EZ1413, EZ1413-48

**Single colour modules available.**



- **Lens colour options available:** Amber, Clear, Blue or Opal (centre section only).
- **Standard models listed include amber or amber/blue modules.**
- **Versatile and powerful warning lightbar**
- **Exceptional EMC performance, Industry leading CISPR 25**

**Dual colour modules available.**



- **Optional Integrated Safety Director™** (must be configured and operated by the Advanced Controller EZ1202 or J-Box EZ1208)
- **ICE optic warning modules offer brighter appearance for better visibility**
- **9 standard length options available:** 610mm, 760mm, 910mm, 1070mm, 1212mm, 1372mm, 1524mm, 1828mm and 2133mm

**ADVANCED CONTROLLER**



The EZ1202 in-cab Advanced Controller provides convenient control of the lightbar's built-in flash patterns. It features soft touch buttons and LED function indicator lights.

**LED MODULES**



ECCO designed ICE optic LED modules are available in both single and dual colour options to offer improved versatility for usage in multiple vehicle applications.

**COLOURED LENSES**



A choice of clear, amber, blue or opal lenses are now available, increasing the customisation options even further. All coloured lens options are approved to ECE R65.

**LED CENTRE ILLUMINATION**



LED centre illumination is available in 457mm or 610mm with opal lens section, allowing customised signage to distinguish and personalise your lightbar in various different lengths.

- **10 R65 flash patterns** (48 flash patterns in total)
- **R65 Class I for Amber configurations with Amber & Clear lenses** (also approved on other colours)
- **R65 Class II available on request and must be ordered with an Advanced Controller (EZ1202)**
- **Configurations available for applications where ICAO/CAP168 (Airport) is a requirement**
- **Comprehensive replacement parts available**
- **Individual wire connection via cable harness or J-Box (EZ1207) for flexible installation. Alternatively lightbar can be operated using advanced controller (EZ1202).**  
All 12+ Series are built with individual wire cable. EZ1202 controller connectivity to the lightbar can be added at order request.

## 12+ SERIES

Recovery Fleet Options



While the 12+ Series lightbar is suitable for many different vehicles, it really comes into its own fitted to Recovery vehicles for a range of reasons:

**Durable construction** makes the 12+ Series the lightbar for all seasons.

**LED Centre Illumination** allows your fleet to have personalised text on display alongside the warning lights.

**Night-Dim Functionality** so your vehicles can be seen at night while being respectful to their surroundings.

**Bespoke configurations** provide your fleet with the flash patterns and functions needed to get the job done.

There are many different options available, but here are some of our most popular for the Recovery market:

Part ID	Length	LED Number	Additional Features
12-30195-E	1219mm / 48"	16	Stop/Tail/Indicator (Red/Amber)
12-30336-E	1372mm / 54"	16	Stop/Tail/Indicator (Red/Amber)
12-30048-E	1524mm / 60"	16	Stop/Tail/Indicator (Red/Amber)
12-30012-E	1219mm / 48"	16	2 x Alley Lights, 2 x Work Lights (White)
12-31276-E	1219mm / 48"	16	Stop/Tail (Red), Corner Indicators (Amber)

## 13 SERIES

LED Lightbar



12-24V	A: Depends on product	85mm H x 200mm W	3.3" H x 7.9" W
--------	-----------------------	------------------	-----------------

Part ID	Length	Type	LED Number	Light Colour	Lens Colour	Centre Illumination Lens Colour
13-00001-E	770mm / 30"	LED	24	Amber	Amber	-
13-00002-E	770mm / 30"	LED	24	Amber	Clear	-
13-00009-E	770mm / 30"	LED	16	Amber	Amber	-
13-00010-E	770mm / 30"	LED	16	Amber	Clear	-
13-00017-E	770mm / 30"	LED	12	Amber	Amber	-
13-00018-E	770mm / 30"	LED	12	Amber	Clear	-
13-00003-E	1000mm / 39"	LED	24	Amber	Amber	-
13-00004-E	1000mm / 39"	LED	24	Amber	Clear	-
13-00011-E	1000mm / 39"	LED	16	Amber	Amber	-
13-00012-E	1000mm / 39"	LED	16	Amber	Clear	-
13-00019-E	1000mm / 39"	LED	12	Amber	Amber	-
13-00020-E	1000mm / 39"	LED	12	Amber	Clear	-
13-01001-E	1000mm / 39"	LED	24	Amber	Amber	Opal
13-01002-E	1000mm / 39"	LED	24	Amber	Clear	Opal
13-01003-E	1000mm / 39"	LED	16	Amber	Amber	Opal
13-01004-E	1000mm / 39"	LED	16	Amber	Clear	Opal
13-01005-E	1000mm / 39"	LED	12	Amber	Amber	Opal
13-01006-E	1000mm / 39"	LED	12	Amber	Clear	Opal
13-00005-E	1250mm / 49"	LED	24	Amber	Amber	-
13-00006-E	1250mm / 49"	LED	24	Amber	Clear	-
13-00013-E	1250mm / 49"	LED	16	Amber	Amber	-
13-00014-E	1250mm / 49"	LED	16	Amber	Clear	-
13-00021-E	1250mm / 49"	LED	12	Amber	Amber	-
13-00022-E	1250mm / 49"	LED	12	Amber	Clear	-
13-01007-E	1250mm / 49"	LED	24	Amber	Amber	Opal
13-01008-E	1250mm / 49"	LED	24	Amber	Clear	Opal
13-01009-E	1250mm / 49"	LED	16	Amber	Amber	Opal
13-01010-E	1250mm / 49"	LED	16	Amber	Clear	Opal
13-01011-E	1250mm / 49"	LED	12	Amber	Amber	Opal
13-01012-E	1250mm / 49"	LED	12	Amber	Clear	Opal
13-00007-E	1500mm / 59"	LED	24	Amber	Amber	-
13-00008-E	1500mm / 59"	LED	24	Amber	Clear	-
13-00015-E	1500mm / 59"	LED	16	Amber	Amber	-
13-00016-E	1500mm / 59"	LED	16	Amber	Clear	-
13-00023-E	1500mm / 59"	LED	12	Amber	Amber	-
13-00024-E	1500mm / 59"	LED	12	Amber	Clear	-
13-01013-E	1500mm / 59"	LED	24	Amber	Amber	Opal
13-01014-E	1500mm / 59"	LED	24	Amber	Clear	Opal
13-01015-E	1500mm / 59"	LED	16	Amber	Amber	Opal
13-01016-E	1500mm / 59"	LED	16	Amber	Clear	Opal
13-01017-E	1500mm / 59"	LED	12	Amber	Amber	Opal
13-01018-E	1500mm / 59"	LED	12	Amber	Clear	Opal

13 Series Accessory



Basic Controller  
Part ID EZ0006

A13 SERIES  
LED Lightbar



12-24V      A: Depends on product      85mm H x 200mm W      3.3" H x 7.9" W

Part ID	Length	Type	LED Number	Light Colour	Lens Colour
A13722.000.LDV	770mm / 30"	LED	12	Amber	Amber
A13722.040.LDV	770mm / 30"	LED	12	Amber	Clear
A13732.100.LDV	1000mm / 39"	LED	12	Amber	Amber
A13732.140.LDV	1000mm / 39"	LED	12	Amber	Clear
A13732.200.LDV	1000mm / 39"	LED	16	Amber	Amber
A13732.240.LDV	1000mm / 39"	LED	16	Amber	Clear
A13752.100.LDV	1250mm / 49"	LED	12	Amber	Amber
A13752.140.LDV	1250mm / 49"	LED	12	Amber	Clear
A13752.200.LDV	1250mm / 49"	LED	20	Amber	Amber
A13752.240.LDV	1250mm / 49"	LED	20	Amber	Clear
A13772.100.LDV	1500mm / 59"	LED	12	Amber	Amber
A13772.140.LDV	1500mm / 59"	LED	12	Amber	Clear
A13772.200.LDV	1500mm / 59"	LED	24	Amber	Amber
A13772.240.LDV	1500mm / 59"	LED	24	Amber	Clear

11 SERIES REFLEXL™  
Narrow LED Lightbar



12-24V      A: Depends on product      33mm H x 127mm W      1.3" H x 5" W

Part ID	Length	Mount	Type	LED Number	Light Colour	Lens Colour
11-012CA-E	305mm / 12"	4 Bolt	LED	12	Amber	Clear
11-012CA-E-MG	305mm / 12"	Magnetic	LED	12	Amber	Clear
11-024CA-E	610mm / 24"	4 Bolt	LED	20	Amber	Clear
11-024CA-E-MG	610mm / 24"	Magnetic	LED	20	Amber	Clear
11-048CA-E	1221mm / 48"	4 Bolt	LED	36	Amber	Clear

60 SERIES  
LED Halo Lightbar



V: Depends on product      A: Depends on product      110mm H x 210mm W      4.3" H x 8.3" W

Part ID	Length	Type	Module Number	Voltage	Light Colour	Lens Colour	Centre Illumination Lens Colour
60-00424-V	570mm / 22"	LED Halo	2	12V	Amber	Clear	-
60-00465-V	570mm / 22"	LED Halo	2	24V	Amber	Clear	-
60-00425-V	742mm / 29"	LED Halo	2	12V	Amber	Clear	Opal
60-00437-V	742mm / 29"	LED Halo	2	12V	Amber	Amber	Opal
60-00466-V	742mm / 29"	LED Halo	2	24V	Amber	Clear	Opal
60-00546-V	742mm / 29"	LED Halo	2	24V	Amber	Clear	-
60-01127-V	742mm / 29"	LED Halo	2	12V	Amber	Clear	Opal
60-00426-V	1000mm / 39"	LED Halo	2	12V	Amber	Clear	Opal
60-00438-V	1000mm / 39"	LED Halo	2	12V	Amber	Amber	Opal
60-00467-V	1000mm / 39"	LED Halo	2	24V	Amber	Clear	Opal
60-00479-V	1000mm / 39"	LED Halo	2	24V	Amber	Amber	Opal
60-00564-V	1000mm / 39"	LED Halo	2	12V	Amber	Amber	-
60-00427-V	1212mm / 47"	LED Halo	2	12V	Amber	Clear	Opal
60-00439-V	1212mm / 47"	LED Halo	2	12V	Amber	Amber	Opal
60-00468-V	1212mm / 47"	LED Halo	2	24V	Amber	Clear	Opal
60-00480-V	1212mm / 47"	LED Halo	2	24V	Amber	Amber	Opal
60-00917-V	1212mm / 47"	LED Halo	2	24V	Amber	Amber	-
60-00428-V	1372mm / 54"	LED Halo	2	12V	Amber	Clear	Opal
60-00429-V	1372mm / 54"	LED Halo	4	12V	Amber	Clear	Opal
60-00469-V	1372mm / 54"	LED Halo	2	24V	Amber	Clear	Opal
60-00470-V	1372mm / 54"	LED Halo	4	24V	Amber	Clear	Opal
60-00482-V	1372mm / 54"	LED Halo	4	24V	Amber	Amber	Opal
60-00759-V	1372mm / 54"	LED Halo	4	24V	Amber	Clear	-
60-00931-V	1372mm / 54"	LED Halo	4	12V	Amber	Clear	-
60-00520-V	1524mm / 60"	LED Halo	2	24V	Amber	Clear	Opal
60-00525-V	1524mm / 60"	LED Halo	4	12V	Amber	Clear	-
60-00526-V	1524mm / 60"	LED Halo	4	24V	Amber	Clear	-
60-00527-V	1524mm / 60"	LED Halo	4	12V	Amber	Clear	Opal
60-00528-V	1524mm / 60"	LED Halo	4	24V	Amber	Clear	Opal
60-01134-V	1524mm / 60"	LED Halo	2	12-24V	Amber	Amber	Opal
60-00529-V	1829mm / 72"	LED Halo	4	12V	Amber	Clear	Opal
60-00530-V	1829mm / 72"	LED Halo	4	24V	Amber	Clear	Opal
60-00538-V	1829mm / 72"	LED Halo	4	24V	Amber	Clear	-

**6 SERIES**  
Aerolite Lightbar (LED or Rotating)



V: Depends on product    A: Depends on product    140mm H x 205mm W    5.5" H x 8.1" W

Part ID	Length	Type	Module Number	Light Colour	Lens Colour	Centre Illumination Lens Colour
A6602.000.LDV	520mm / 20"	LED	2	Amber	Amber	-
A6612.100.LDV	750mm / 29"	LED	2	Amber	Amber	-
A6612.200.LDV	750mm / 29"	LED	2	Amber	Amber	Opal
A6624.000.LDV	770mm / 30"	LED	4	Amber	Amber	-
A6634.100.LDV	1000mm / 39"	LED	4	Amber	Amber	-
A6634.200.LDV	1000mm / 39"	LED	4	Amber	Amber	Opal
A6642.100.LDV	1000mm / 39"	LED	2	Amber	Amber	-
A6642.200.LDV	1000mm / 39"	LED	2	Amber	Amber	Opal
A6654.100.LDV	1250mm / 49"	LED	4	Amber	Amber	-
A6654.200.LDV	1250mm / 49"	LED	4	Amber	Amber	Opal
A6662.100.LDV	1250mm / 49"	LED	2	Amber	Amber	-
A6662.200.LDV	1250mm / 49"	LED	2	Amber	Amber	Opal
A6674.100.LDV	1500mm / 59"	LED	4	Amber	Amber	-
A6674.200.LDV	1500mm / 59"	LED	4	Amber	Amber	Opal
A6682.100.LDV	1500mm / 59"	LED	2	Amber	Amber	-
A6682.200.LDV	1500mm / 59"	LED	2	Amber	Amber	Opal
A6202.000	520mm / 20"	Rotating	2	Amber	Amber	-
A6212.100	750mm / 29"	Rotating	2	Amber	Amber	-
A6212.200	750mm / 29"	Rotating	2	Amber	Amber	Opal
A6124.000	770mm / 30"	Rotating	4	Amber	Amber	-
A6134.100	1000mm / 39"	Rotating	4	Amber	Amber	-
A6134.200	1000mm / 39"	Rotating	4	Amber	Amber	Opal
A6242.100	1000mm / 39"	Rotating	2	Amber	Amber	-
A6242.200	1000mm / 39"	Rotating	2	Amber	Amber	Opal
A6154.100	1250mm / 49"	Rotating	4	Amber	Amber	-
A6154.200	1250mm / 49"	Rotating	4	Amber	Amber	Opal
A6262.100	1250mm / 49"	Rotating	2	Amber	Amber	-
A6262.200	1250mm / 49"	Rotating	2	Amber	Amber	Opal
A6174.100	1500mm / 59"	Rotating	4	Amber	Amber	-
A6174.200	1500mm / 59"	Rotating	4	Amber	Amber	Opal
A6282.100	1500mm / 59"	Rotating	2	Amber	Amber	-
A6282.200	1500mm / 59"	Rotating	2	Amber	Amber	Opal

Add .12V or .24V to end of Part ID when ordering depending on voltage required (Rotating lightbars only).



# BE SEEN BE SAFE


## BEACONS

BE SEEN  
CLEARLY

ECCO beacons ensure that you, your team and your equipment can be seen clearly. With advanced features and rugged dependability, warning beacons from ECCO are a dependable investment in the security of your operation.




**ECCOLED SERIES - SILVER**  
LED Beacon



12-24V      1.06A / 2.20A      120mm H x 148mm Diameter      4.7" H x 5.8" Diameter

Part ID	Mount	Type	Colour
EB5009A	Flexi DIN Pole	LED	Amber
EB5014A	3 Bolt	LED	Amber
EB5015A	1 Bolt Flexi	LED	Amber
EB5016A	Mini DIN Pole	LED	Amber
EB5017A	Magnetic	LED	Amber
EB5018A	1 Bolt	LED	Amber
EB5003G	DIN Pole	LED	Green
EB5004G	Magnetic	LED	Green
EB5006G	Mini DIN Pole	LED	Green
EB5009G	Flexi DIN Pole	LED	Green
EB5009R	Flexi DIN Pole	LED	Red

**ECCOLED SERIES - BRONZE**  
LED Beacon




12-24V      1.06A      120mm H x 148mm Diameter      4.7" H x 5.8" Diameter

Part ID	Mount	Type	Colour
EB5010A	3 Bolt	LED	Amber
EB5011A	1 Bolt Flexi	LED	Amber
EB5012A	Mini DIN Pole	LED	Amber
EB5013A	Magnetic	LED	Amber
EB5010A-AIR*	3 Bolt	LED Static Flash (Airport)	Amber
EB5011A-AIR*	1 Bolt Flexi	LED Static Flash (Airport)	Amber
EB5012A-AIR*	Mini DIN Pole	LED Static Flash (Airport)	Amber
EB5013A-AIR*	Magnetic	LED Static Flash (Airport)	Amber
EB5010G	3 Bolt	LED	Green
EB5011G	1 Bolt Flexi	LED	Green
EB5012G	Mini DIN Pole	LED	Green
EB5013G	Magnetic	LED	Green
EB5010B	3 Bolt	LED	Blue
EB5011B	1 Bolt Flexi	LED	Blue
EB5012B	Mini DIN Pole	LED	Blue
EB5013B	Magnetic	LED	Blue
EB5010R	3 Bolt	LED	Red

\*Only -AIR products are ICAO and CAP168 compliant.

**400 SERIES**  
LED, Xenon or Rotating Beacon



V: Depends on product      A: Depends on product      143mm H x 153mm Diameter      5.6" H x 6" Diameter

Part ID	Mount	Type	Colour
V11050	3 Bolt	LED	Amber
V11051	1 Bolt Conical	LED	Amber
V11052	1 Bolt	LED	Amber
V11053	Magnetic 50mph	LED	Amber
V11054	Magnetic 70mph	LED	Amber
V11055	Flexi DIN Pole	LED	Amber
V11056	DIN Pole	LED	Amber
V11057	1 Bolt Flexi	LED	Amber
V11050.168*	3 Bolt	LED Static Flash CAP168	Amber
V11052.168*	1 Bolt	LED Static Flash CAP168	Amber
V11054.168*	Magnetic 70mph	LED Static Flash CAP168	Amber
V11055.168*	Flexi DIN Pole	LED Static Flash CAP168	Amber
V11050-ICAO*	3 Bolt	LED Static Flash ICAO	Amber
V11052-ICAO*	1 Bolt	LED Static Flash ICAO	Amber
V11053-ICAO*	Magnetic 50mph	LED Static Flash ICAO	Amber
V11054-ICAO*	Magnetic 70mph	LED Static Flash ICAO	Amber
V11055-ICAO*	Flexi DIN Pole	LED Static Flash ICAO	Amber
573.200	3 Bolt	Xenon	Amber
571.200	1 Bolt	Xenon	Amber
577.200	Magnetic 50mph	Xenon	Amber
570.200	Magnetic 70mph	Xenon	Amber
574.200	Flexi DIN Pole	Xenon	Amber
572.200	DIN Pole	Xenon	Amber
403.000	3 Bolt	Rotating	Amber
408.000	1 Bolt Conical	Rotating	Amber
401.000	1 Bolt	Rotating	Amber
407.000	Magnetic 50mph	Rotating	Amber
400.000	Magnetic 70mph	Rotating	Amber
404.000	Flexi DIN Pole	Rotating	Amber
402.000	DIN Pole	Rotating	Amber

\*Only .168 and -ICAO products are CAP168 and ICAO compliant respectively.  
3 year warranty on 400 Series LED Beacons. 1 year warranty on 400 Series Xenon and Rotating Beacons.

### 400 SERIES ECONOMY LED Beacon



12-24V      0.2A      143mm H x 153mm Diameter      5.6" H x 6" Diameter

Part ID	Mount	Type	Colour
5L1.204	1 Bolt	LED	Amber
5L3.204	3 Bolt	LED	Amber
5L4.204	Mini DIN Pole	LED	Amber
5L7.204	Magnetic 50mph	LED	Amber
5L8.204	1 Bolt Conical	LED	Amber
5L0.204	Magnetic 70mph	LED	Amber
V11067	Mini DIN Pole	LED	Green


### EB5100 SERIES LED Low Profile Beacon



12-24V      5.5A      63mm H x 149mm Diameter      2.5" H x 5.9" Diameter

Part ID	Mount	Type	Lens Colour	Light Colour
EB5101AA	1 Bolt	LED	Amber	Amber
EB5101CA	1 Bolt	LED	Clear	Amber
EB5101CG	1 Bolt	LED	Clear	Green
EB5102AA	3 Bolt	LED	Amber	Amber
EB5102CA	3 Bolt	LED	Clear	Amber
EB5102CG	3 Bolt	LED	Clear	Green
EB5103AA	DIN Pole	LED	Amber	Amber
EB5103CA	DIN Pole	LED	Clear	Amber
EB5103CG	DIN Pole	LED	Clear	Green
EB5104AA	Magnetic	LED	Amber	Amber
EB5104CA	Magnetic	LED	Clear	Amber
EB5104CG	Magnetic	LED	Clear	Green

### 6262 SERIES LED Beacon



12-80V      0.5A      124mm H x 98mm Diameter      4.9" H x 3.9" Diameter

Part ID	Mount	Type	Colour
6262A	2 Bolt	LED	Amber

### 6465 SERIES LED Beacon



12-80V (3 Bolt), 12-24V (Magnetic)      0.1A      100mm H x 130mm Diameter      3.9" H x 5.1" Diameter

Part ID	Mount	Type	Colour
6465A	3 Bolt	LED	Amber
6465A-MAG	Magnetic	LED	Amber

### 7660 ROTOLED SERIES LED Beacon



12-24V      2.3A      158mm H x 166mm Diameter      6.2" H x 6.5" Diameter

Part ID	Mount	Type	Colour
7660A	3 Bolt	LED	Amber

**7945/7950 SERIES**  
LED Beacon



12-48V	1.3A	124mm H x 165mm Diameter	4.9" H x 6.5" Diameter (7945)
12-48V	1.3A	170mm H x 165mm Diameter	6.7" H x 6.5" Diameter (7950)

Part ID	Mount	Type	Colour
7945A	3 Bolt	LED	Amber
7945A-VM	Magnetic	LED	Amber
7950A	3 Bolt	LED	Amber
7950A-VM	Magnetic	LED	Amber

**LP SERIES**  
LED or Xenon Beacon



12-24V	A: Depends on product	57mm H x 81mm Diameter	2.2" H x 3.2" Diameter
--------	-----------------------	------------------------	------------------------

Part ID	Mount	Type	Colour
30000260	2 Bolt	LED	Amber
30000560	2 Bolt	LED	Green
30115270	2 Bolt	Xenon	Amber
30115570	2 Bolt	Xenon	Green

3 year warranty on LP Series LED Beacons. 1 year warranty on LP Series Xenon Beacons.

**EB7181 SERIES**  
LED Beacon



12-24V	6.2A	59mm H x 166mm W x 166mm L	2.3" H x 6.5" W x 6.5" L
--------	------	----------------------------	--------------------------

Part ID	Mount	Type	Lens Colour	Light Colour
EB7181A	4 Bolt	LED	Amber	Amber
EB7181CA	4 Bolt	LED	Clear	Amber

**EB7186 SERIES**  
LED Beacon



12-24V	8.6A	83mm H x 166mm W x 166mm L	3.3" H x 6.5" W x 6.5" L
--------	------	----------------------------	--------------------------

Part ID	Mount	Type	Lens Colour	Light Colour
EB7186AAA	4 Bolt	LED	Amber	Amber
EB7186CAA	4 Bolt	LED	Clear	Amber

**PREMIUM SERIES**  
LED Beacon



10-30V	1.5A	124mm H x 153mm Diameter	4.9" H x 6" Diameter
--------	------	--------------------------	----------------------

Part ID	Mount	Type	Colour
V11038	3 Bolt	LED	Amber
V11039	Magnetic	LED	Amber

**LT SERIES**  
LED or Xenon Beacon



12-48V (LED), 12-24V (Xenon)	A: Depends on product	100mm H x 80mm Diameter	3.9" H x 3.1" Diameter
------------------------------	-----------------------	-------------------------	------------------------

Part ID	Mount	Type	Colour
31000260	2 Bolt	LED	Amber
31000560	2 Bolt	LED	Green
31115270	2 Bolt	Xenon	Amber

## B200 SERIES LED Beacon



12-24V      1.2A      188mm H x 130mm Diameter      7.4" H x 5.1" Diameter

Part ID	Mount	Type	Lens Colour	Light Colour
B200.00.LDV	3 Bolt	LED	Amber	Amber
B200.54.LDV	3 Bolt	LED	Clear	Amber
B201.00.LDV	1 Bolt	LED	Amber	Amber
B201.54.LDV	1 Bolt	LED	Clear	Amber
B202.00.LDV	Plug In	LED	Amber	Amber
B204.00.LDV	Magnetic	LED	Amber	Amber
B205.00.LDV	Flexi Pole	LED	Amber	Amber

## DURASTROBE SERIES Xenon Beacon



12-24V      0.34A      175mm H x 112mm Diameter      6.9" H x 4.4" Diameter

Part ID	Mount	Type	Lens Colour
46600205	Mini DIN Pole	Xenon	Amber

## ALPHA SERIES Xenon Beacon



12-24V      0.15A      120mm H x 148mm Diameter      4.7" H x 5.8" Diameter

Part ID	Mount	Type	Lens Colour
42000202	DIN Pole	Xenon	Amber
42001202	3 Bolt	Xenon	Amber
42002202	1 Bolt	Xenon	Amber
42004202	Magnetic	Xenon	Amber

## B311 SERIES LED Beacon



10-30V      2.2A      172mm H x 149mm Diameter      6.8" H x 5.9" Diameter

Part ID	Mount	Type	Colour
B311.00.LDV	1 Bolt	LED	Amber

## B364 SERIES Battery Powered LED Beacon

126mm H x 108mm Diameter      5" H x 4.3" Diameter



Part ID	Mount	Type	Colour
B364.00.BAT	Magnetic	LED	Amber

## TURBO SERIES Xenon Beacon



12-24V      1.3A      170mm H x 160mm Diameter      6.7" H x 6.3" Diameter

Part ID	Mount	Type	Lens Colour
47004203	3 Bolt	Xenon	Amber


### BETA SERIES Xenon Beacon



12-24V      0.6A      120mm H x 148mm Diameter      4.7" H x 5.8" Diameter

Part ID	Mount	Type	Lens Colour
46800201	DIN Pole	Xenon	Amber
46801201	3 Bolt	Xenon	Amber
46802201	Magnetic	Xenon	Amber
46808201	1 Bolt	Xenon	Amber

### HUSKY PUP SERIES Xenon Beacon



12-80V      0.2A      120mm H x 148mm Diameter      4.7" H x 5.8" Diameter

Part ID	Mount	Type	Lens Colour
46904002	3 Bolt	Xenon	Amber
46908201	DIN Pole	Xenon	Amber
46908501	1 Bolt	Xenon	Amber
46908601	Magnetic	Xenon	Amber

### HUSKY SERIES Xenon Beacon



12-80V      0.4A      120mm H x 148mm Diameter      4.7" H x 5.8" Diameter

Part ID	Mount	Type	Lens Colour
46901201	3 Bolt	Xenon	Amber

### B10 SERIES Xenon Beacon



10-100V      0.4A      121mm H x 153mm Diameter      4.8" H x 6" Diameter

Part ID	Mount	Type	Lens Colour
B10.00.MV	3 Bolt	Xenon	Amber

### COMPACT SERIES Rotating Beacon



12-24V      1.9A      115mm H x 143mm Diameter      4.5" H x 5.6" Diameter

Part ID	Mount	Type	Lens Colour
307.000	3 Bolt	Rotating	Amber
309.000	Mini DIN Pole	Rotating	Amber
310.000	Magnetic	Rotating	Amber

### 390 SERIES Rotating Beacon



12-24V / 12V / 24V    A: Depends on product    179mm H x 153mm Diameter    7.1" H x 6" Diameter

Part ID	Mount	Type	Lens Colour
390.00.LB	3 Bolt	Rotating	Amber
391.00.LB	1 Bolt	Rotating	Amber
392.00.LB	Plug In	Rotating	Amber
395.100.12V.PC	Plug In Flexi 12V	Rotating	Amber
395.200.24V.PC	Plug In Flexi 24V	Rotating	Amber

### B20 SERIES Rotating Beacon



12V    4.6A    148mm H x 148mm Diameter    6" H x 6" Diameter

Part ID	Mount	Type	Lens Colour
B20.100.12V	3 Bolt	Rotating	Amber
B24.114.12V	Magnetic	Rotating	Amber
B25.00.12V	Plug In Flexi	Rotating	Amber



# DESIGNED TO FIT YOUR NEEDS

## MINIBARS MAXIMUM VISUAL IMPACT

ECCO minibars create a commanding presence for the operator and equipment. Designed and built for maximum visual impact in a compact design, sleek and powerful minibars from ECCO make great addition to new vehicles or trusted equipment.

**5545 SERIES REFLEX™**  
LED Minibar



12-24V      0.7A      55mm H x 194mm W x 278mm L      2.2" H x 7.6" W x 10.9" L

Part ID	Mount	Type	Light Colour	Lens Colour
5545A-VA1	1 Bolt	LED	Amber	Amber
5545CA-VA1	1 Bolt	LED	Amber	Clear
5545CA-MAG	Magnetic	LED	Amber	Clear

**5550 SERIES REFLEX™**  
LED Minibar



12-24V      3.4A      55mm H x 194mm W x 278mm L      2.2" H x 7.6" W x 10.9" L

Part ID	Mount	Type	Light Colour	Lens Colour
5550A-VA1	1 Bolt	LED	Amber	Amber
5550CA-VA1	1 Bolt	LED	Amber	Clear
5550A-MAG	Magnetic	LED	Amber	Amber
5550CA-MAG	Magnetic	LED	Amber	Clear

**5565 SERIES REFLEX™**  
LED Minibar



12-24V      5.0A      62mm H x 229mm W x 382mm L      2.5" H x 9.0" W x 15.0" L

Part ID	Mount	Type	Light Colour	Lens Colour
5565A-VA1	1 Bolt	LED	Amber	Amber
5565CA-VA1	1 Bolt	LED	Amber	Clear
5565A-VA2	2 Bolt	LED	Amber	Amber
5565CA-VA2	2 Bolt	LED	Amber	Clear
5565A-VAMAG	Magnetic	LED	Amber	Amber
5565CA-VAMAG	Magnetic	LED	Amber	Clear

**5580 SERIES REFLEX™**  
LED Minibar



12-24V      2.7A      62mm H x 229mm W x 382mm L      2.5" H x 9.0" W x 15.0" L

Part ID	Mount	Type	Light Colour	Lens Colour
5580A-VA1	1 Bolt	LED	Amber	Amber
5580CA-VA1	1 Bolt	LED	Amber	Clear
5580A-VA2	2 Bolt	LED	Amber	Amber
5580CA-VA2	2 Bolt	LED	Amber	Clear
5580A-VAMAG	Magnetic	LED	Amber	Amber
5580CA-VAMAG	Magnetic	LED	Amber	Clear




**BLAZE SERIES**  
LED, Xenon or Rotating Minibar



V: Depends on product    A: Depends on product    145mm H x 210mm W x 400mm L    5.7" H x 8.3" W x 15.7" L

Part ID	Mount	Type	Light Colour	Lens Colour
70-00511-V	2 Bolt	LED	Amber	Amber
70-00512-V	Magnetic	LED	Amber	Amber
70-00514-V	1 Bolt	LED	Amber	Amber
7F1.000	2 Bolt	Xenon	Amber	Amber
701.001	2 Bolt	Rotating	Amber	Amber
701.001.BAA	Magnetic	Rotating	Amber	Amber
701.002.Y	1 Bolt	Rotating	Amber	Amber

**BLAZE II SERIES**  
LED or Rotating Minibar



V: Depends on product    A: Depends on product    113mm H x 210mm W x 400mm L    4.4" H x 8.3" W x 15.7" L

Part ID	Mount	Type	Light Colour	Lens Colour
65.00202	2 Bolt	LED	Amber	Amber
65.00203	1 Bolt	LED	Amber	Amber
65.00204	Magnetic	LED	Amber	Amber
601.AA01	2 Bolt	Rotating	Amber	Amber
601.AA01.Y	1 Bolt	Rotating	Amber	Amber
601.AA01.M	Magnetic	Rotating	Amber	Amber

**A550 SERIES**  
LED Minibar



12-24V    6.2A    37mm H x 172mm W x 400mm L    1.5" H x 6.8" W x 15.7" L

Part ID	Mount	Type	Light Colour	Lens Colour
A551.00.LDV	1 Bolt	LED	Amber	Clear
A554.00.LDV	Magnetic	LED	Amber	Clear
A561.00.LDV	1 Bolt	LED	Amber	Amber

**A520 SERIES**  
LED Minibar



12-24V    4.0A    130mm H x 205mm W x 420mm L    5.1" H x 8.1" W x 16.5" L

Part ID	Mount	Type	Light Colour	Lens Colour
A521.00.LDV	1 Bolt	LED	Amber	Amber
A524.00.LDV	Magnetic	LED	Amber	Amber

**A450 SERIES**  
LED Minibar



10-49V    1.8A    130mm H x 205mm W x 420mm L    5.1" H x 8.1" W x 16.5" L

Part ID	Mount	Type	Light Colour	Lens Colour
A451.00.LMV	1 Bolt	LED	Amber	Amber
A454.00.LMV	Magnetic	LED	Amber	Amber

**A100 SERIES**  
LED Minibar



10-30V      2.0A      87mm H x 146mm W x 277mm L      3.4" H x 5.8" W x 10.9" L

Part ID	Mount	Type	Light Colour	Lens Colour
A100.00.LDV	Magnetic	LED	Amber	Clear
A101.00.LDV	1 Bolt	LED	Amber	Clear

**A500 SERIES**  
LED Minibar



12-24V      4.6A      37mm H x 172mm W x 248mm L      1.5" H x 6.8" W x 9.8" L

Part ID	Mount	Type	Light Colour	Lens Colour
A511.00.LDV	1 Bolt	LED	Amber	Amber
A514.00.LDV.KIT	Magnetic	LED	Amber	Amber

**A461 SERIES**  
LED Minibar



10-30V      2.5A      145mm H x 210mm W x 400mm L      5.7" H x 8.3" W x 15.7" L

Part ID	Mount	Type	Light Colour	Lens Colour
A461.00.LDV	1 Bolt	LED	Amber	Amber
A464.00.LDV	Magnetic	LED	Amber	Amber

**A481 SERIES**  
LED Minibar



10-30V      2.0A      95mm H x 205mm W x 420mm L      3.7" H x 8.1" W x 16.5" L

Part ID	Mount	Type	Light Colour	Lens Colour
A481.00.LDV	1 Bolt	LED	Amber	Amber

**A420 SERIES**  
Halogen Minibar



12 /24V      1.8A      130mm H x 205mm W x 420mm L      5.1" H x 8.1" W x 16.5" L

Part ID	Mount	Type	Light Colour	Lens Colour
A421.00.12V	1 Bolt	Rotating	Amber	Amber
A421.00.24V	1 Bolt	Rotating	Amber	Amber
A424.00.12V	Magnetic	Rotating	Amber	Amber
A424.00.24V	Magnetic	Rotating	Amber	Amber

# GIVE DIRECTION WITH CLARITY

## DIRECTIONALS 180 DEGREE COVERAGE

ECCO directionals offer wide coverage, multiple flash patterns, and various mounting options providing superior warning capability.



**ED3801 / ED3802 SERIES**  
Surface Mount



12-24V    0.76A (Single) / 0.73A (Dual)    36mm H x 9mm W x 121mm L    1.4" H x 0.4" W x 4.8" L

Part ID	Type	LED Colour
ED3801A	Single	Amber
ED3801G	Single	Green
ED3802AW	Dual	Amber / White

**ED3511 SERIES**  
Surface Mount



12-24V    1.4A    28mm H x 13mm W x 84mm L    1.1" H x 0.5" W x 3.3" L

Part ID	Type	LED Colour
CD3511A	Single	Amber
CD3511G	Single	Green

**ED3794 ULTRAFLEX™ SERIES**  
Flexible Surface Mount



12-24V    0.8A    23mm H x 11mm W x 100mm L    0.9" H x 0.4" W x 3.9" L

Part ID	Type	LED Colour
ED3794AW	Dual	Amber / White

**ED9040 SERIES**  
Hide-A-LED™ Button Blast Concealed



12-24V    1.2A (Single) / 0.6A (Dual)    34mm H x 37mm W x 34mm L    1.3" H x 1.4" W x 1.3" L

Part ID	Type	LED Colour
ED9040A	Single	Amber
ED9040G	Single	Green
ED9040AG	Dual	Amber / Green

**ED3700 SERIES**  
Surface Mount



12-24V    0.4A    36mm H x 16mm W x 93mm L    1.4" H x 0.6" W x 3.7" L (ED3703)

12-24V    0.7A    36mm H x 16mm W x 120mm L    1.4" H x 0.6" W x 4.7" L (ED3704, ED3744)

12-24V    0.9A    36mm H x 16mm W x 158mm L    1.4" H x 0.6" W x 6.2" L (ED3705, ED3755)

12-24V    1.2A    61mm H x 16mm W x 120mm L    2.4" H x 0.6" W x 4.7" L (ED3788, ED3789)

Part ID	Type	LED Colour	LED Number
ED3703A	Single	Amber	3
ED3703G	Single	Green	3
ED3704A	Single	Amber	4
ED3704G	Single	Green	4
ED3705A	Single	Amber	6
ED3705G	Single	Green	6
ED3788A	Single	Amber	8
ED3744AC	Split	Amber / White	8
ED3755AC	Split	Amber / White	12
ED3789AC	Dual	Amber / White	16

### SECURILED II™ SERIES Surface Mount



12-24V    1.2A (Amber) / 0.9A (White)    118mm H x 22mm W x 130mm L    4.7" H x 0.9" W x 5.1" L

Part ID	Type	LED Colour
ED5110A	Single	Amber
ED5110W	Single	White

### ED5050 SERIES Grille / Deck / Dash / Window Mount



10-30V    0.76A    15mm H x 25mm W x 136mm L    0.6" H x 1.0" W x 5.4" L

Part ID	Type	LED Colour
ED5050A	Single	Amber
ED5050C	Single	White
ED5050AC	Split	Amber / White

### ED5100 SERIES Corner Module Surface Mount



10-30V    1.2A    33mm H x 74mm W x 171mm L    1.3" H x 2.9" W x 6.7" L

Part ID	Type	LED Colour
ED5100CA	Single	Amber

### ED5000 SERIES Surface Mount



12-24V    1.5A    30mm H x 35mm W x 142mm L    1.2" H x 1.4" W x 5.6" L

Part ID	Type	LED Colour
ED5000A	Single	Amber
ED5000C	Single	White

### ED3701 / ED3702 SERIES Surface Mount



12-24V    0.9A (Single) / 1.5A (Dual)    31mm H x 13mm W x 120mm L    1.2" H x 0.5" W x 4.7" L

Part ID	Type	LED Colour
ED3701A	Single	Amber
ED3701G	Single	Green
ED3702AC	Split	Amber / White
ED3702AG	Split	Amber / Green

### 3510 SERIES Surface Mount



12-24V    0.8A    37mm H x 12mm W x 93mm L    1.5" H x 0.5" W x 3.7" L

Part ID	Type	LED Colour
3510A	Single	Amber
3510C	Single	White
3510G	Single	Green

### 3812 SERIES Surface Mount



12-48V	0.4A	53mm H x 30mm W x 151mm L	2.1" H x 1.2" W x 5.9" L
--------	------	---------------------------	--------------------------

Part ID	Type	LED Colour
3812A	Single	Amber
3812C	Single	White

### ED0001 SERIES VIGILED II™ Surface / Bracket Mount



12-24V	0.7A	74mm H x 31mm W x 73mm L	2.9" H x 1.2" W x 2.9" L
--------	------	--------------------------	--------------------------

Part ID	Type	LED Colour
ED0001A	Single	Amber
ED0001C	Single	White
ED0001G	Single	Green

### 3730 SERIES Surface Mount



12-24V	0.3A	34mm H x 39mm W x 94mm L	1.3" H x 1.5" W x 3.7" L
--------	------	--------------------------	--------------------------

Part ID	Type	LED Colour
3730A	Single	Amber

### ED3706 SERIES Multi-Mount



12-24V	0.9A	32mm H x 21mm W x 132mm L	1.2" H x 0.8" W x 5.2" L
--------	------	---------------------------	--------------------------

Part ID	Type	LED Colour
ED3706A	Single	Amber
ED3706C	Single	White
ED3706AC	Split	Amber / White

### ED3777 SERIES Multi-Mount



12-24V	1.8A (Single) / 3.6A (Dual)	32mm H x 33mm W x 130mm L	1.3" H x 1.3" W x 5.2" L
--------	-----------------------------	---------------------------	--------------------------

Part ID	Type	LED Colour
ED3777A	Single	Amber
ED3777G	Single	Green
ED3777W	Single	White
ED3777AW	Split	Amber / White

### ED3766 SERIES Surface Mount



12-24V	0.9A	38mm H x 30mm W x 163mm L	1.5" H x 1.2" W x 6.4" L
--------	------	---------------------------	--------------------------

Part ID	Type	LED Colour
ED3766AC	Split	Amber / White

**3611 SERIES**  
Grille / Deck / Dash / Window Mount



12-24V      0.6A      53mm H x 74mm W x 131mm L      2.1" H x 2.9" W x 5.2" L

Part ID	Type	LED Colour
3611A	Single	Amber
3611C	Single	White


**3750 SERIES**  
Multi-Mount



10-30V      1.5A      39mm Diameter x 26mm W      1.5" Diameter x 1.0" W

Part ID	Type	LED Colour
3750A	Single	Amber
3750C	Single	White

**STICK-A-LED™ SERIES**  
Self-Adhesive Mount



12-24V      0.6A      26mm H x 11mm W x 60mm L      1.0" H x 0.4" W x 2.4" L (ED0002)

12-24V      0.8A      41mm H x 11mm W x 54mm L      1.6" H x 0.4" W x 2.1" L (ED0004)

Part ID	Type	LED Colour
ED0002A	Single	Amber
ED0002C	Single	White
ED0004A	Single	Amber
ED0004C	Single	White

**ED0010 SERIES**  
Hide-A-LED™ Concealed



12-24V      0.5A      25mm Diameter x 33mm W      1.0" Diameter x 1.3" W (ED0010)

12-24V      0.5A      25mm Diameter x 60mm W      1.0" Diameter x 2.3" W (ED0011)

Part ID	Type	LED Colour
ED0010A	Single	Amber
ED0010C	Single	White
ED0011A	Single	Amber
ED0011C	Single	White

**ED0016 SERIES**  
Magnetic Mount



100mm H x 49mm W x 160mm L      3.9" H x 1.9" W x 6.3" L

Part ID	Type	LED Colour
ED0016A	Single	Amber

# WE'VE GOT YOUR BACK

## REVERSING SAFETY

SEE CLEARLY  
AND BE HEARD

ECCO reversing safety products extend the safety zone in practical ways, while audible solutions create time and a cushion of opportunity for equipment, supplies or personnel to be removed from harm's way.



**500 SERIES**  
Surface Mount



V: Depends on product    A: Depends on product    71mm H x 41mm W x 102mm L    2.8" H x 1.6" W x 4.0" L

Part ID	Connector	Type	dB(A)	Certifications
505	Stud	Tonal	87	R10, IP65
505-001	Wire	Tonal	87	R10, IP65
520	Stud	Tonal	97	R10, IP65
520-001	Wire	Tonal	97	R10, IP65
530	Stud	Tonal	102	R10, IP65
530-001	Wire	Tonal	102	R10, IP65
580	Stud	Tonal	87	R10
580-001	Wire	Tonal	87	R10
585	Stud	Tonal	97	R10
585-001	Wire	Tonal	97	R10
515-002	Wire	Tonal	90-0	R10
515-003	Wire	Tonal	90-78	R10
515-004	Wire	Tonal	90-0	R10
520-003	Wire	Tonal	97-87	R10
520-004	Wire	Tonal	97-0	R10
SA950	Stud	Tonal	82-102	R10, IP65
950-001	Wire	Tonal	82-102	R10, IP65
SA951	Stud	Tonal	77-97	R10
951-001	Wire	Tonal	77-97	R10
EA5050	Stud	Multi-Frequency	87	R10
EA5020	Stud	Multi-Frequency	97	R10
EA5820	Stud	Multi-Frequency	82	R10
EA5920	Stud	Multi-Frequency	92	R10

REVERSING SAFETY

**600 SERIES**  
Surface Mount



V: Depends on product    A: Depends on product    78mm H x 68mm W x 127mm L    3.1" H x 2.7" W x 5.0" L

Part ID	Type	dB(A)	Certifications
901N-001	Tonal	82-107	R10, IP64
931N-001	Tonal	82-102	R10, IP64
610N	Tonal	97	R10
630N	Tonal	107	R10
EA6100	Multi-Frequency	97	R10
EA9274	Multi-Frequency	77-97	R10
EA9780	Multi-Frequency	77-97	R10

**700 SERIES**  
Surface Mount




V: Depends on product    A: Depends on product    83mm H x 101mm W x 181mm L    3.3" H x 4.0" W x 7.1" L

Part ID	Type	dB(A)	Certifications
SA920	Tonal	97-112	R10, IP66
777	Tonal	97/107/112	R10, IP66
EA7020	Multi-Frequency	102	R10, IP66
EA7070	Multi-Frequency	107	R10, IP66
EA9070	Multi-Frequency	87-107	R10, IP66

**800 SERIES**  
Surface Mount



V: Depends on product    A: Depends on product    105mm H x 79mm W x 146mm L    4.2" H x 3.1" W x 5.7" L

Part ID	Type	dB(A)	Certifications
917N-001	Tonal 	87-112	R10
830N-001	Tonal	107	R10
850N-001	Tonal	112	R10

**BEEP**  
TONAL

- The beep-beep sound is a familiar signal that is readily understood as a danger signal.
- The sound is more piercing and therefore less likely to be masked by ambient noise such as vehicle engines.

**SHHH**  
MULTI-FREQUENCY

- Shhh-shhh is a newer sound that has been introduced as a warning signal.
- The sound is perceived to be more directional.
- The sound is perceived to dissipate more quickly outside the danger zone behind the vehicle.



- Smart Alarms self-adjust to varying environmental noise by continually listening and reacting to ambient sound levels, adjusting their output to 5 dB(A) above to ensure sound is audible without creating a nuisance.



- Night Silent and Night Reduction functions allow your vehicles to carry out their duties without causing disturbance to those sleeping. Alarms with this function feature an extra wire to connect to a dashboard switch or a trigger such as lights being turned on.



### EC7003-SVK Wired Camera Kit



Part ID	Connection	Screen Size	Max Cameras	Certifications
EC7003-SVK	Wired	7"	3	IP69K Certification on camera(s) only

### EC7010-K Wired Camera Kit



Part ID	Connection	Screen Size	Max Cameras	Certifications
EC7010-K	Wired	7"	1	IP67 Certification on camera only

### K7000B Wired Camera Kit



Part ID	Connection	Screen Size	Max Cameras	Certifications
K7000B	Wired	7"	2	IP69K Certification on camera(s) only

### 140 SERIES Wired Camera Kit



Part ID	Connection	Screen Size	Max Cameras	Certifications
140-550	Wired	5"	3	IP69K Certification on camera(s) only
140-750	Wired	7"	3	

### EC5603-SVK Wired Camera Kit



Part ID	Connection	Screen Size	Max Cameras	Certifications
EC5603-SVK	Wired	5.6"	3	IP69K Certification on camera(s) only

### EC7000B-WK Wireless Camera Kit



Part ID	Connection	Screen Size	Max Cameras	Certifications
EC7000B-WK	Wireless	7"	4	IP66 Certification on camera(s) only

### EC7010-WK Wireless Camera Kit with Rechargeable Magnetic Camera



Part ID	Connection	Screen Size	Max Cameras	Certifications
EC7010-WK	Wireless	7"	4	IP67 Certification on camera(s) only

# EXTEND THE DAY

## WORKLAMPS

### TURN NIGHT INTO DAY

ECCO worklamps turn night into day and help shed light on tasks large and small. With long-life LED illumination and superior durability testing, worklamps from ECCO go as long and strong as anyone else on the team.



**EW3000 SERIES**  
Remote Spotlight LED



12-24V      1.7A      140mm H x 193mm W x 159mm L      5.5" H x 7.6" W x 6.3" L

Part ID	Type	Raw Lumens	Effective Lumens
EW3000	Flood	1,650	1,500
EW3001	Flood	1,650	1,500

**EW3010 SERIES**  
Remote Spotlight LED



12-24V      2.7A      189mm H x 166mm W x 182mm L      7.4" H x 6.5" W x 7.1" L

Part ID	Type	Raw Lumens	Effective Lumens
EW3010	Flood	2,300	2,100
EW3011	Flood	2,300	2,100

**EW2311 SERIES**  
Square LED



12-24V      5.3A      157mm H x 117mm W x 144mm L      6.2" H x 4.6" W x 5.7" L

Part ID	Type	Raw Lumens	Effective Lumens
EW2311	Flood	4,950	3,600


**EW2300 SERIES**  
Rectangular LED



10-30V      3.5A      107mm H x 63mm W x 167mm L      4.2" H x 2.5" W x 6.6" L

Part ID	Type	Raw Lumens	Effective Lumens
EW2300	Flood	3,100	2,700

**EW2520 SERIES**  
Square LED



12-24V      1.8A      129mm H x 48mm W x 107mm L      5.1" H x 1.9" W x 4.2" L

Part ID	Type	Raw Lumens	Effective Lumens
EW2520	Flood	2,800	2,400

**EW2110 SERIES**  
Multiple Shape LED



12-80V      1.8A      107mm H x 57mm W x 84mm L      4.2" H x 2.2" W x 3.3" L (EW2110)  
 12-80V      1.2A      119mm H x 53mm W x 91mm L      4.7" H x 2.1" W x 3.6" L (EW2111)  
 12-80V      1.6A      107mm H x 57mm W x 110mm L      4.2" H x 2.2" W x 4.3" L (EW2112)

Part ID	Type	Raw Lumens	Effective Lumens
EW2110	Flood	1,000	900
EW2111	Flood	1,000	900
EW2111-DEU	Flood	1,000	900
EW2112	Flood	1,000	950
EW2112-DEU	Flood	1,000	950

**EW2450 SERIES**  
Square LED



12-24V      2.2A      205mm H x 83mm W x 110mm L      8.1" H x 3.3" W x 4.3" L

Part ID	Type	Raw Lumens	Effective Lumens
EW2450	Spot	1,300	1,100
EW2450-MG	Flood	1,300	1,100
EW2451	Spot	1,300	1,100
EW2451-MG	Flood	1,300	1,100

**EW2421 SERIES**  
Rectangular LED



12-24V      2A      136mm H x 48mm W x 108mm L      2.5" H x 5.9" W x 4.2" L

Part ID	Type	Raw Lumens	Effective Lumens
EW2421	Flood	2,400	2,200

**EW2431 SERIES**  
Circular LED



10-30V      3.1A      137mm H x 76mm W x 116mm L      5.4" H x 3.0" W x 4.6" L

Part ID	Type	Raw Lumens	Effective Lumens
EW2431	Flood	2,100	1,900

**EW2501 SERIES**  
Rectangular LED



10-30V      3.0A      146mm H x 79mm W x 145mm L      5.8" H x 3.1" W x 5.7" L

Part ID	Type	Raw Lumens	Effective Lumens
EW2501	Flood	2,900	2,700

**E92029 SERIES**  
Square LED



12-80V      1.2A      128mm H x 46mm W x 110mm L      5.0" H x 1.8" W x 4.3" L

Part ID	Type	Raw Lumens	Effective Lumens
E92029-HV	Flood	900	850

**EQUINOX™ SERIES**  
Square LED



12-24V      1.8A      134mm H x 55mm W x 110mm L      5.3" H x 2.2" W x 4.3" L (EW2101/A)

12-24V      2.6A      134mm H x 55mm W x 110mm L      5.3" H x 2.2" W x 4.3" L (EW2102)

Part ID	Type	Raw Lumens	Effective Lumens
EW2101	Flood	1,650	1,400
EW2101A	Flood	-	-
EW2102	Flood	2,000	1,600

**EW2601 SERIES**  
Rectangular LED



12-24V      2A      45mm H x 68mm W x 330mm L      1.8" H x 2.7" W x 12.9" L

Part ID	Type	Raw Lumens	Effective Lumens
EW2601-B	Flood	1,850	1,700
EW2601-W	Flood	1,850	1,700

**EW2440 SERIES**  
Rectangular LED



12-24V      1.2A      47mm H x 58mm W x 160mm L      1.9" H x 2.3" W x 6.3" L

Part ID	Type	Raw Lumens	Effective Lumens
EW2440	Spot	800	780
EW2441	Flood	720	700


**EW2461 SERIES**  
Rechargeable Square Magnetic LED



12-24V      3.2A      230mm H x 100mm W x 115mm L      9.1" H x 3.9" W x 4.5" L

Part ID	Type	Raw Lumens	Effective Lumens
EW2461	Flood	650	600

**EW2470 SERIES**  
Square LED



12-24V      1.2A      108mm H x 42mm W x 85mm L      4.3" H x 1.6" W x 3.3" L

Part ID	Type	Raw Lumens	Effective Lumens
EW2470	Spot	600	550
EW2471	Flood	550	500

**EW2480 SERIES**  
Round LED



12-24V      1.2A      106mm H x 43mm W x 85mm L      4.2" H x 1.7" W x 3.3" L

Part ID	Type	Raw Lumens	Effective Lumens
EW2480	Spot	550	500
EW2481	Flood	600	600

**EW2490 SERIES**  
Oval LED



12-24V      1.2A      89mm H x 43mm W x 98mm L      3.5" H x 1.7" W x 3.9" L

Part ID	Type	Raw Lumens	Effective Lumens
EW2490	Spot	550	500
EW2491	Flood	550	450

**EW2401 SERIES**  
Square LED



12-24V      0.9A      91mm H x 66mm W x 66mm L      3.9" H x 2.6" W x 2.6" L

Part ID	Type	Raw Lumens	Effective Lumens
EW2401	Flood	600	550

**EW2411 SERIES**  
Rectangular LED



10-30V      1.3A      82mm H x 39mm W x 112mm L      3.2" H x 1.5" W x 4.4" L

Part ID	Type	Raw Lumens	Effective Lumens
EW2411	Flood	1,000	900

**E92097 SERIES**  
Square LED



12-24V      1.2A      128mm H x 46mm W x 110mm L      5.0" H x 1.8" W x 4.3" L

Part ID	Type	Raw Lumens	Effective Lumens
E92027	Flood	900	850

**E92004-E SERIES**  
Circular LED



12-24V      1.1A      128mm H x 48mm W x 116mm L      5.0" H x 1.9" W x 4.6" L

Part ID	Type	Raw Lumens	Effective Lumens
E92004-E	Flood	700	680

**E92005 SERIES**  
Circular LED



12-24V      1.2A      128mm H x 45mm W x 110mm L      5.0" H x 1.8" W x 4.3" L

Part ID	Type	Raw Lumens	Effective Lumens
E92005	Flood	1,000	950

**EW2019 SERIES**  
Rectangular LED



12-24V      0.4A      77mm H x 23mm W x 93mm L      3.0" H x 0.9" W x 3.7" L

Part ID	Type	Raw Lumens	Effective Lumens
EW2019	Flood	600	550



**L71 SERIES**  
Square LED



9-36V	1.0A	145mm H x 45mm W x 110mm L	5.7" H x 1.8" W x 4.3" L (L71.00.LDV)
9-36V	1.0A	175mm H x 155mm W x 155mm L	6.9" H x 6.1" W x 6.1" L (L71.02.LDV)

Part ID	Type	Effective Lumens
L71.00.LDV	Flood, 1 Bolt	540
L71.02.LDV	Flood, Magnetic	540

**L74 SERIES**  
Square LED



10-49V		145mm H x 67mm W x 111mm L	5.7" H x 2.6" W x 4.4" L
--------	--	----------------------------	--------------------------

Part ID	Type	Effective Lumens
L74.02.LMV	Flood	1,900

**L80 SERIES**  
Circular LED



10-30V	1.0A	119mm H x 71mm W x 82mm L	4.7" H x 2.8" W x 3.2" L (L80.50.LMV)
10-36V	1.0A	162mm H x 155mm W x 155mm L	6.4" H x 6.1" W x 6.1" L (L80.02.LMV)

Part ID	Type	Effective Lumens
L80.50.LMV	Flood, 1 Bolt	600
L80.02.LMV	Flood, Magnetic	600

**L81 SERIES**  
Oval LED



10-30V	2.0A	150mm H x 65mm W x 143mm L	5.9" H x 2.6" W x 5.6" L
--------	------	----------------------------	--------------------------

Part ID	Type	Raw Lumens	Effective Lumens
L81.50.LMV	Flood	1,200	500



**EW2000 SERIES**  
LED Pedestrian Spotlight



10-60V      0.9A      121mm H x 65mm W x 143mm L      4.8" H x 2.6" W x 5.6" L

Part ID	Type
EW2000B	Spot

**EW2002B SERIES**  
LED Pedestrian Spotlight



12-80V      0.6A      104mm H x 67mm W x 120mm L      4.1" H x 2.6" W x 4.7" L

Part ID	Type
EW2002B	Spot

**EW2010 SERIES**  
LED Pedestrian Arrow



12-60V      0.7A      118mm H x 82mm W x 92mm L      4.7" H x 3.2" W x 3.6" L

Part ID	Type
EW2010B	Arrow
EW2010R	Arrow


**EW2015 SERIES**  
LED Pedestrian Boundary Line



12-80V      1.1A      65mm H x 56mm W x 74mm L      2.6" H x 2.2" W x 2.9" L

Part ID	Type
EW2015R	Boundary Line

**EW2025 SERIES**  
LED Pedestrian Boundary Line



12-80V      1.5A      60mm H x 65mm W x 130mm L      2.4" H x 2.6" W x 5.1" L

Part ID	Type
EW2025R	Boundary Line

**EW2030 SERIES**  
LED Arc Boundary Line



12-80V      1.4A      98mm H x 48mm W x 67mm L      3.9" H x 1.9" W x 2.6" L

Part ID	Type
EW2030B	Arc
EW2030R	Arc

# FROM THE INSIDE OUT

## INTERIOR LIGHTING IMPROVE PRODUCTIVITY

ECCO interior lighting ensure professionals have the ability to see tools, inventory, and yes... even paperwork. With convenient designs that work with vehicle contours, interior lighting from ECCO simply improves productivity and safety.



### EW0200 SERIES LED Interior Lighting



12-24V	0.4A	140mm Diameter x 19mm W	5.5" Diameter x 0.7" H (EW0200)
12-24V	0.5A	180mm Diameter x 19mm W	7.1" Diameter x 0.7" H (EW0201)
12V	0.1A	71mm Diameter x 20mm W	2.8" Diameter x 0.8" H (EW0210, EW0211, EW0220, EW0221)
12-24V	0.2A	61mm H x 17mm W x 117mm L	2.4" H x 0.7" W x 4.6" L (EW0230, EW0231, EW0240, EW0241)

Part ID	Type	Bezel	Power	Raw Lumens	Effective Lumens
EW0200	Round	White	Switch	400	400
EW0201	Round	White	Switch	750	700
EW0210	Round	White	No Switch	100	50
EW0211	Round	Chrome	No Switch	100	50
EW0220	Round	White	Switch	50	50
EW0221	Round	Chrome	Switch	50	50
EW0230	Rectangle	White	No Switch	200	200
EW0231	Rectangle	Chrome	No Switch	200	200
EW0240	Rectangle	White	Switch	150	150
EW0241	Rectangle	Chrome	Switch	150	150

### EW0400 SERIES LED Interior Lighting



12-24V	0.4A	50mm H x 12mm W	2.0" H x 0.5" W (EW0400, EW0410)
12-24V	0.7A	50mm H x 12mm W	2.0" H x 0.5" W (EW0401, EW0411)
12-24V	1.2A	50mm H x 12mm W	2.0" H x 0.5" W (EW0402, EW0412)

Part ID	Length	Power	Raw Lumens	Effective Lumens
EW0400	136mm	No Switch	200	200
EW0401	300mm	No Switch	450	450
EW0402	450mm	No Switch	650	600
EW0410	136mm	Switch	200	200
EW0411	300mm	Switch	450	450
EW0412	450mm	Switch	650	600

### EW0600 SERIES LED Interior Lighting



12-24V	1.7A	100mm H x 28mm W	3.9" H x 1.1" W (EW0600)
12-24V	2.7A	100mm H x 28mm W	3.9" H x 1.1" W (EW0601)
12-24V	3.6A	100mm H x 28mm W	3.9" H x 1.1" W (EW0602)

Part ID	Length	Power	Raw Lumens	Effective Lumens
EW0600	459mm	Switch	2,000	1,900
EW0601	657mm	Switch	3,700	3,600
EW0602	857mm	Switch	4,900	4,800

### EW0700 SERIES LED Interior Lighting



12-24V	0.5A	46mm H x 51mm W	1.8" H x 2.0" W (EW0700)
12-24V	0.9A	46mm H x 51mm W	1.8" H x 2.0" W (EW0701)

Part ID	Length	Power	Raw Lumens	Effective Lumens
EW0700	327mm	Switch	400	350
EW0701	546mm	Switch	1,250	1,200

### ANTIMICROBIAL LIGHT Powered by Vyv



12-24V	1.5A	228mm Diameter x 32mm W	9.0" Diameter x 1.2" W
--------	------	-------------------------	------------------------

Part ID
PCL-LED-VV-E

### L897 SERIES LED Interior Lighting



10-30V	0.2A	71mm H x 18mm W x 136mm L	2.8" H x 0.7" W x 5.4" L
--------	------	---------------------------	--------------------------

Part ID
L897.00.LDV

# LIGHTING THE WAY

## MANDATORY LIGHTING BE SAFE AND LEGAL

Lighting laws and regulations ensure the safety of all road users. ECCO mandatory lighting products will give you the peace of mind that your vehicles will be fully compliant.

**L11 SERIES**  
LED Rear Combination Lamp



10-30V      112mm H x 57mm W x 223mm L      4.4" H x 2.2" W x 8.8" L

Part ID	Type	Lens Colour
L11.500.LDV	Stop/Rear Position/Direction Indicator	Red/Amber
L11.501.LDV	Rear Fog/Reverse	Red/Uncoloured

Certifications depend on product.

**L12 SERIES**  
LED Rear Combination Lamp



10-30V      112mm H x 57mm W x 223mm L      4.4" H x 2.2" W x 8.8" L

Part ID	Type	Lens Colour
L12.01.LDV	Stop/Rear Position/Direction Indicator	Red/Amber
L12.05.LDV	Rear Fog/Reverse	Red/Uncoloured
L12.500.LDV	Stop/Rear Position/Direction Indicator + Rear Fog/Reverse	Amber/Red/Uncoloured

Certifications depend on product.

**L13 SERIES**  
LED Rear Combination Lamp



10-30V      112mm H x 57mm W x 334mm L      4.4" H x 2.2" W x 13.2" L

Part ID	Type	Lens Colour
L13.00.LDV	Stop/Rear Position + Direction Indication + Reverse	Red/Uncoloured
L13.01.LDV	Stop/Rear Position + Direction Indication + Rear Fog	Red/Amber

Certifications depend on product.

**L14 SERIES**  
LED Rear Combination Lamp



12-24V      140mm Diameter x 84mm W      5.5" Diameter x 3.3" W (L14.10, L14.11, L14.12, L14.13, L14.14)

12-24V      142mm H x 75mm W x 424mm L      5.6" H x 3.0" W x 16.7" L (L14.200 Series)

Part ID	Type	Lens Colour
L14.10	Stop/Rear Position + Direction Indicator	Red/Amber
L14.11	Rear Fog	Red
L14.12	Reverse	Uncoloured
L14.13	Stop/Rear Position	Red
L14.14	Rear Direction Indicator	Amber

Add .L12V or .L24V to end of Part ID when ordering depending on voltage required.

Certifications depend on product.

Part ID	Functions			Side
L14.200	Stop + Rear Position + Direction Indicator	Stop + Rear Position + Direction Indicator	Stop + Rear Position + Direction Indicator	Either
L14.201	Stop + Rear Position + Direction Indicator	Reverse	Fog	L.H.
L14.202	Fog	Reverse	Stop + Rear Position + Direction Indicator	R.H.
L14.203	Stop + Rear Position + Direction Indicator	Reflector	Fog	L.H.
L14.204	Fog	Reflector	Stop + Rear Position + Direction Indicator	R.H.
L14.205	Stop + Rear Position + Direction Indicator	Reflector	Reverse	L.H.
L14.206	Reverse	Reflector	Stop + Rear Position + Direction Indicator	R.H.
L14.207	Stop + Rear Position	Direction Indicator	Fog	L.H.
L14.208	Fog	Direction Indicator	Stop + Rear Position	R.H.
L14.209	Stop + Rear Position	Direction Indicator	Reverse	L.H.
L14.210	Reverse	Direction Indicator	Stop + Rear Position	R.H.
L14.211	Stop + Rear Position + Direction Indicator	Stop + Rear Position + Direction Indicator	Fog	L.H.
L14.212	Fog	Stop + Rear Position + Direction Indicator	Stop + Rear Position + Direction Indicator	R.H.
L14.213	Stop + Rear Position + Direction Indicator	Stop + Rear Position + Direction Indicator	Reverse	L.H.
L14.214	Reverse	Stop + Rear Position + Direction Indicator	Stop + Rear Position + Direction Indicator	R.H.
L14.215	Stop + Rear Position + Direction Indicator	Reflector	Stop + Rear Position + Direction Indicator	L.H.
L14.216	Stop + Rear Position + Direction Indicator	Reflector	Stop + Rear Position + Direction Indicator	R.H.

Add .L12V or .L24V to end of Part ID when ordering depending on voltage required.

Certifications depend on product.

**L78 SERIES**  
LED Rear Combination Lamp



10-30V      126mm H x 39mm W x 345mm L      5.0" H x 1.5" W x 13.6" L

Part ID	Type
L78.00.LDV	Stop/Rear Position/Reverse/Rear Fog/Direction Indication/Reflex Reflector
L78.01.LDV	Stop/Rear Position/Reverse/Rear Fog/Direction Indication/Reflex Reflector/Red Side Marker Lamp

**L9004 SERIES**  
LED Rear Combination Lamp



10-30V      66mm H x 44mm W x 187mm L      2.6" H x 1.7" W x 7.4" L

Part ID	Type
L9004.00.LDV	Stop/Rear Position/Reverse/Rear Fog/Direction Indication

**EW2701 SERIES**  
LED Reverse Lamp



9-36V      42mm H x Variable W x 130mm L      1.7" H x Variable W x 5.1" L

Part ID	Type
EW2701	Reverse Light

**L15 SERIES**  
LED Position Lamp



10-30V      75mm Diameter x 44mm W      3.0" Diameter x 1.7" W

Part ID	Type	Lens Colour	Certifications
L15.00.LDV	Front Position Lamp	Uncoloured	R7, R10
L15.01.LDV	Direction Indicator Lamp	Amber	R6, R10
L15.06.LDV	Rear Fog Lamp	Red	R38, R10
L15.07.LDV	Reversing Lamp	Uncoloured	R23, R10


**L46 SERIES**  
LED Marker Lamp



12-24V      50mm H x 17mm W x 120mm L      2.0" H x 0.7" W x 4.7" L

Part ID	Type	Lens Colour	Certifications
L46.00.LDV	Front Position Lamp	Uncoloured	R7, R3, R10
L46.01.LDV	Side Marker Lamp	Amber	R91, R3, R10
L46.02.LDV	Rear Position Lamp	Red	R7, R10

**L47 SERIES**  
LED Marker Lamp



12-24V      45mm H x 18mm W x 120mm L      1.8" H x 0.7" W x 4.7" L

Part ID	Type	Lens Colour	Certifications
L47.00.LDV	Front Position Lamp	Uncoloured	R7, R3, R10
L47.01.LDV	Side Marker Lamp	Amber	R91, R3, R10
L47.02.LDV	Rear Position Lamp	Red	R7, R10

**L450 SERIES**  
LED Marker Lamp



12-24V      76mm H x 35mm W x 94mm L      3.0" H x 1.4" W x 3.7" L (L450.100.LMV)

12-24V      94mm H x 76mm W x 35mm L      3.8" H x 3.0" W x 1.4" L (L450.110.LMV, L450.120.LMV)

12-24V      161mm H x 190mm W x 60mm L      6.3" H x 7.5" W x 2.4" L (L450.200.LMV, L450.210.LMV, L450.300.LMV, L450.310.LMV)

12-24V      190mm H x 161mm W x 60mm L      7.5" H x 6.3" W x 2.4" L (L450.220.LMV, L450.230.LMV, L450.320.LMV, L450.330.LMV)

Part ID	Type	Mounting	Certifications
L450.100.LMV	0°	Horizontal, L.H. or R.H.	R7, R91, R10
L450.110.LMV	0°	Vertical, R.H.	
L450.120.LMV	0°	Vertical, L.H.	
L450.200.LMV	60°	Horizontal, R.H.	
L450.210.LMV	60°	Horizontal, L.H.	
L450.220.LMV	60°	Vertical, R.H.	
L450.230.LMV	60°	Vertical, L.H.	
L450.300.LMV	90°	Horizontal, R.H.	
L450.301.LMV	90°	Horizontal, L.H.	
L450.320.LMV	90°	Vertical, R.H.	
L450.330.LMV	90°	Vertical, L.H.	

**L867/L868 SERIES**  
LED Rear Registration Plate Lamp



10-30V      56mm H x 54mm W x 100mm L      2.2" H x 2.1" W x 3.9" L (L867.00.LDV)

10-30V      40mm H x 37mm W x 68mm L      1.6" H x 1.5" W x 2.7" L (L868.00.LDV)

Part ID	Lens Colour	Certifications
L867.00.LDV	Uncoloured	R4, R10
L868.00.LDV	Uncoloured	R4, R10

**E07 SMART**  
LOAD DEVICE



12-24V      30mm H x 73mm W x 80mm L      1.2" H x 2.9" W x 3.2" L

Part ID	Type
E07.10	For use with L11, L12, L13, L14 and L78 Series Direction Indicator Lamps

Add .L12V or .L24V to end of Part ID when ordering depending on voltage required.

**JUNCTION**  
BOXES



108mm H x 42mm W x 127mm L      4.3" H x 1.7" W x 5.0" L (3540.00)

69mm H x 106mm W x 166mm L      2.7" H x 4.2" W x 6.5" L (E05.00)

Part ID	Type
3540.00	33mm Junction Box
E05.00	Junction Box



# REFLECTING SAFETY

## MIRRORS

HIGHEST QUALITY

The ECCO range of universal and dedicated fit mirror heads and arms are designed and manufactured to the highest standards and are suitable for a range of vehicle applications.

## 7135 SERIES Heavy Duty Dual Function Split Mirror Head



474mm H x 126mm W x 238mm L

18.7" H x 5.0" W x 9.4" L (7135.01x, 7135.02x)

441mm H x Variable W x 231mm L

17.4" H x Variable W x 9.1" L (7135.05x)

Part ID	Main Mirror	Glass Radius	Heated	Small Mirror	Glass Radius	Heated	Mounting
7135.011.E	Remote 12V	1200mm	No	Manual	300mm	No	'D' Arm
7135.012.A	Remote 12V	1200mm	Yes	Manual	300mm	Yes	Drop Arm
7135.013.AM	Remote 12V	1200mm	Yes	Manual	300mm	Yes	L.H.
7135.014.AM	Remote 12V	1200mm	Yes	Manual	300mm	Yes	R.H.
7135.018.AM	Remote 12V	1200mm	Yes	Manual	300mm	Yes	Drop Arm
7135.023.AM	Remote 12V	1200mm	No	Manual	300mm	No	Drop Arm
7135.050.AM	Manual	1200mm	No	Manual	300mm	No	Single Bolt

12V or 24V Heated and Remote movement variants available; please contact us for more details. 7135.01x and 7135.02x to fit Ø22mm arms. 7135.05x to fit Ø25mm arms. Supplied with adaptor sleeves to fit Ø16mm, Ø19mm and Ø22mm arms.

Part ID	Description
7720.004	Joystick Control Switch for Mirror Glass Adjustment
7760.001	2m Cable for Mirror Heads Requiring Electrical Connection

## 7137 SERIES Mirror Head



283mm H x 98mm W x 185mm L

11.1" H x 3.9" W x 7.3" L (7137.0xx)

334mm H x 98mm W x 263mm L

13.2" H x 3.9" W x 10.4" L (7137.1xx)

399mm H x 98mm W x 239mm L

15.7" H x 3.9" W x 9.4" L (7137.2xx)

Part ID	Glass Radius
7137.000	450mm
7137.100	1200mm
7137.200	1200mm

12V or 24V Heated, Cable or Plug Connector variants available; please contact us for more details. To fit Ø25mm arms. Supplied with adaptor sleeves to fit Ø16mm, Ø19mm and Ø22mm arms.

T: +44 (0)113 237 5340 | F: +44 (0)113 237 5360 | E: sales@eccogroup.com

## 7120 SERIES Universal Fit Mirror



194mm H x Variable W x 143mm L

7.6" H x Variable W x 5.6" L

Part ID	Glass Radius
7120.200.A	1400mm - Interior
7120.320.A	1400mm - Exterior

To fit Ø10 – Ø22mm arms.

## 7180 SERIES Universal Fit Mirror



261mm H x Variable W x 160mm L

10.3" H x Variable W x 6.3" L (7180.320.AM)

264mm H x 118mm W x 162mm L

10.4" H x 4.6" W x 6.4" L (7182.201.A)

264mm H x Variable W x 162mm L

10.4" H x Variable W x 6.4" L (7182.320.AM)

Part ID	Glass Radius
7180.320.AM	1800mm
7182.201.A	1200mm
7182.320.AM	2100mm

To fit Ø10 – Ø22mm arms.

### 7112 SERIES Universal Fit Mirror



282mm H x 116mm W x 174mm L

11.1" H x 4.6" W x 6.9" L

Part ID	Glass Radius	Heated
7112.020.AM	450mm	No
7112.030.A	450mm	Yes, 12V
7112.040.A	450mm	Yes, 24V
7112.021.A	1200mm	No
7112.031.A	1200mm	Yes, 12V

To fit Ø10 – Ø22mm arms.

### 7107 SERIES Universal Fit Mirror



269mm H x 100mm W x 209mm L

10.6" H x 3.9" W x 8.2" L

Part ID	Glass Radius
7107.001.A	1800mm

To fit Ø10 – Ø22mm arms.

### 7106 SERIES Universal Fit Mirror



415mm H x 121mm W x 225mm L

16.3" H x 4.8" W x 8.9" L

Part ID	Glass Radius	Heated
7106.000.AM	1800mm	No
7106.001.A	1800mm	Yes, 12V
7106.002.A	1800mm	Yes, 24V

To fit Ø22mm arms. Supplied with adaptor sleeves to fit Ø16mm and Ø19mm arms.

### 7130 SERIES Mirror Head



328mm H x 117mm W x 238mm L

12.9" H x 4.6" W x 9.4" L

Part ID	Glass Radius
7130.004.AM	1800mm

To fit Ø16 – Ø22mm arms.

### 7131 SERIES Mirror Head



330mm H x 90mm W x 240mm L

13.0" H x 3.5" W x 9.5" L

Part ID	Glass Radius
7131.000.A	1800mm
7131.001.A	1800mm

To fit Ø19mm (7131.001.A) and Ø22mm (7131.000.A) arms.

## 7132 SERIES Mirror Head



328mm H x 120mm W x 238mm L

12.9" H x 4.7" W x 9.4" L

Part ID	Glass Radius	Remote
7132.001.A	1800mm	No
7132.516.A	1800mm	Yes, 12V
7132.532.AM	1800mm	Yes, 24V

To fit Ø16 – Ø22mm arms.

## 7133 SERIES Mirror Head



328mm H x 115mm W x 240mm L

12.9" H x 4.5" W x 9.5" L (7133.000.A)

328mm H x 143mm W x 240mm L

12.9" H x 5.6" W x 9.5" L (7133.001.A)

Part ID	Glass Radius
7133.000.A	1800mm
7133.001.A	1800mm

To fit Ø22mm arms.

## 7124 SERIES Interior Mirrors



143mm H x 45mm W x 195mm L

5.6" H x 1.8" W x 7.7" L

Part ID	Glass Radius
7124.001.A	450mm
7120.200.A	1400mm


## 7265 SERIES Extendable Mirror Arm



Part ID	Tube Diameter	Control	Mounting
7265.0xx	22mm	Manual	L.H. / R.H.
7265.5xx	22mm	With Cable for Remote Adjustment / Heated Head	L.H. / R.H.

 Alternative Vehicle Bracket variants available; please contact us for more details.  
860mm fully extended position.

## Z4007 SERIES Mirror Arm



Part ID	Tube Diameter	Mounting
Z4007.067.A	13mm	Either Side
Z4007.313.A	16mm	Either Side
Z4007.456.A	16mm	Either Side
Z4007.522.A	16mm	R.H.
Z4007.523.A	16mm	L.H.
Z4007.526.A	16mm	Either Side

## 7200 SERIES Mirror Arm



Part ID	Tube Diameter
7200.007.A	16mm
7200.025.A	16mm
7200.050.A	16mm
7200.099.B	16mm

## 7260 SERIES

### Heavy Duty Extendable Mirror Arm



Part ID	Tube Diameter	Mounting
7260.002.AM	22mm	R.H.
7260.003.A	22mm	L.H.

Alternative Tube Size, Bracket and Cabled variants available for specific vehicles; please contact us for more details. Designed for installation above 2000mm.

## 7270 SERIES

### Medium Duty Extendable Mirror Arm



Part ID	Tube Diameter	Control
7270.050.AM	19mm	Manual
7270.550.B	19mm	Remote

Alternative Tube Size, Bracket and Cabled variants available for specific vehicles; please contact us for more details. Designed for installation above 2000mm.







**ECCO UK**

Unit 1, Green Park, Coal Road,  
Leeds, West Yorkshire, LS14 1FB,  
United Kingdom

T: +44 (0)113 237 5340

A Division of ESG · [www.eccoesg.co.uk](http://www.eccoesg.co.uk)

MKT100001 08-22